













Bird species translocated to Tiritiri Matangi Island

	Data of first introduction	Approximate no. on Tiritiri Matangi in 2019	No. translocated off Tiritiri Matangi	Approximate no. on Tiritiri Matangi in 2023		Data of first introduction	Approximate no. on Tiritiri Matangi in 2019	No. translocated off Tiritiri Matangi	Approximate no. on Tiritiri Matangi in 2023
 Kākāriki	35 in 1974	750	0	365*	 Kiwi pukupuku	10 in 1993	80-100	Date range 2017 10	90
 Tieke	24 in 1984	1100	Date range 1990-18 285	886*	 Hihi	37 in 1995	202	Date range 2002-20 573	160
 Pāteke	6 in 1987	10	0	20	 Kōkako	3 in 1997	40	Date range 2002-18 56	63
 Pōpokotea	40 in 1989	1890	Date range 2003-17 1078	1512*	 Mātātā	13 in 2001	>100	0	150
 Takahē	2 in 1991	5	Date range up to 2023 41	6	 Miromiro	32 in 2004	0	0	0
 Toutouwai	44 in 1992	130	Date range 1999-16 139	150**	 Titipounamu	31 in 2009	c.100	0	c200

*data from 2023 bird transect counts - estimated populations **guestimate